WATERMARKDESIGN

About Watermarkdesign

Watermarkdesign is team of designers.

Our experience is the result of work in custom projects, combined with knowledge in nautic field's special requirements.

Particular attention is given to the use of the space and to the most appropriate tecnology solutions,
as well as to the accuracy of the architectural solutions, and the detail in interior and exterior design.

We have a great capability with tecnical system and its integration with AC, hydraulic, electric and fire systems,
lift up mechanisms, dimensioning in general and installation layouts, as well as excellent coordination qualities with engineering companies,
cabinet-makers, contract companies.

Watermarkdesign develop the design from sketch to 3D drawings with purpose to integrate various points of view of the work that has to be realized.

In such a way we consider the final result before of its construction to perform, if necessary, improvements.
Create greater visibility of the product right from the early stages, and this promotes the technical and aesthetic evaluations.

The resulting product meets the highest standards of quality.

82’05 OPEN YACHT

SPECIFICATIONS:

Lenght overall: 24,99 m / 82 feet
Beam overall: 6,45 m / 21 feet
Engines: 2 x MTU M93 V 16
Maximum speed: 50 Knots
Guest : 9
Accomodation: 1 owner’s/Vip cabin,
3 guest cabins,galley
1 crew cabin, salon,
dining area.

MAIN DECK
116
LOWER DECK

G
F
E
D
C
B
A
15
10
7
5
3
1
-1

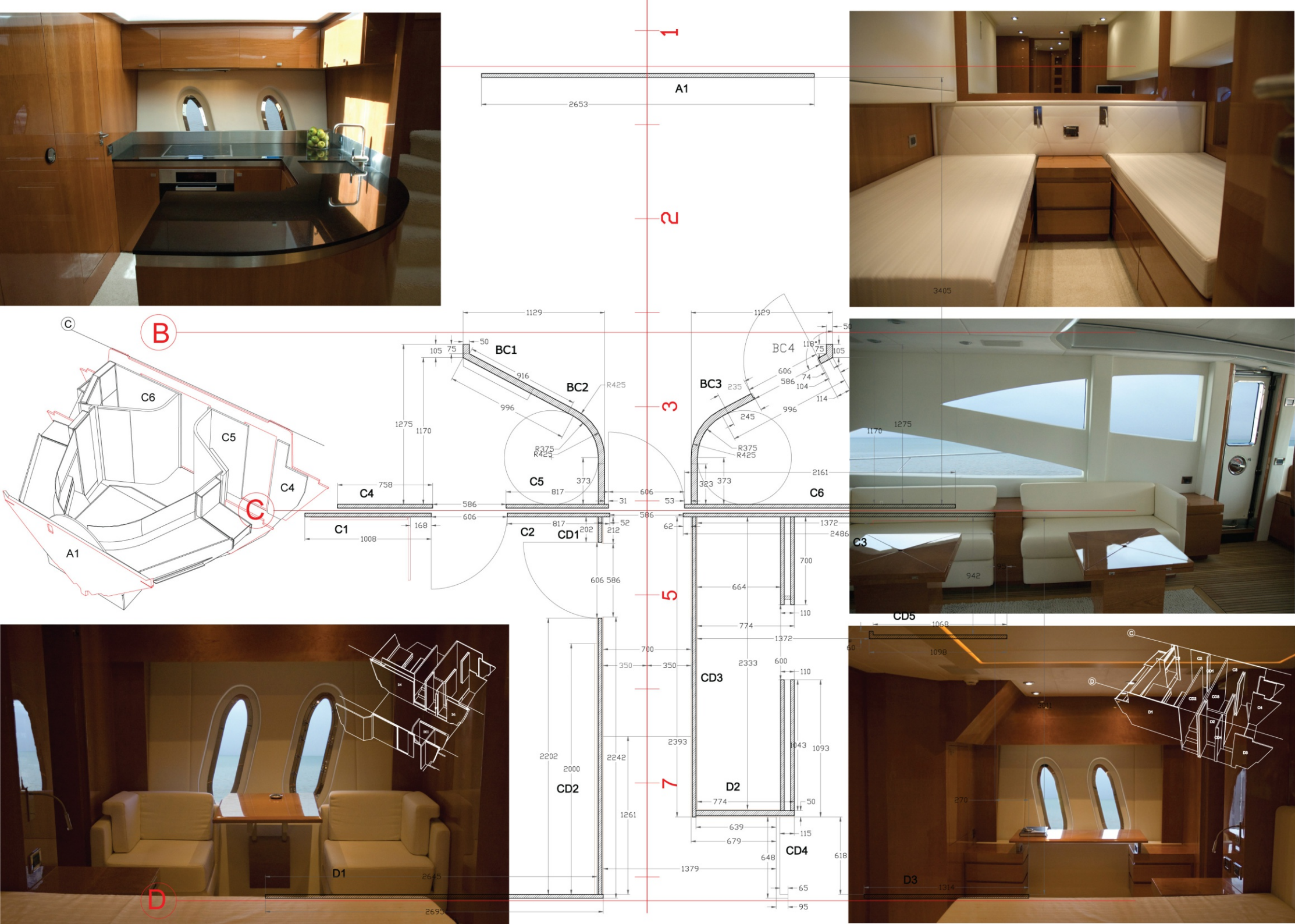

A1
2653
1
2
3
5
7
B
C
C6
C5
C4
A1
BC1
BC2
BC3
BC4
C1
C2
CD1
C3
CD2
CD3
CD4
CD5
D1
D2
D3
D
1129
1275
1170
1008
2161
2486
2393
2242
2202
2000
1261
1379
2645
2695
1068
1098
3405
942

82’06 OPEN YACHT

SPECIFICATIONS:

Lenght overall: 24,99 m / 82 feet
Beam overall: 6,45 m / 21 feet
Engines: 2 x MTU M93 V 16
Maximum speed: 50 Knots
Guest : 9
Accomodation: 1 owner’s/Vip cabin,
3 guest cabins,galley
1 crew cabin, salon,
dining area.



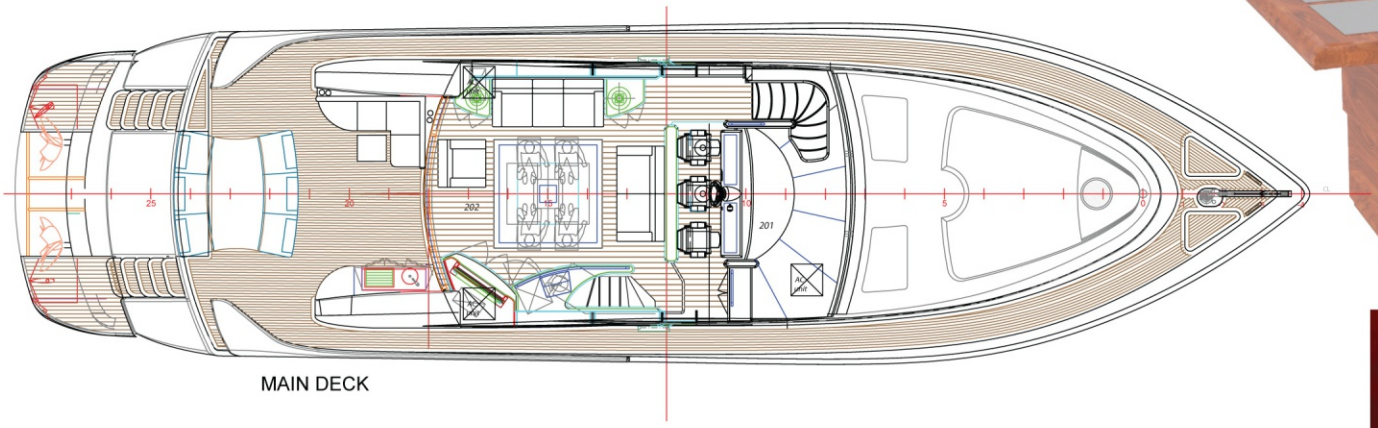

MAIN DECK

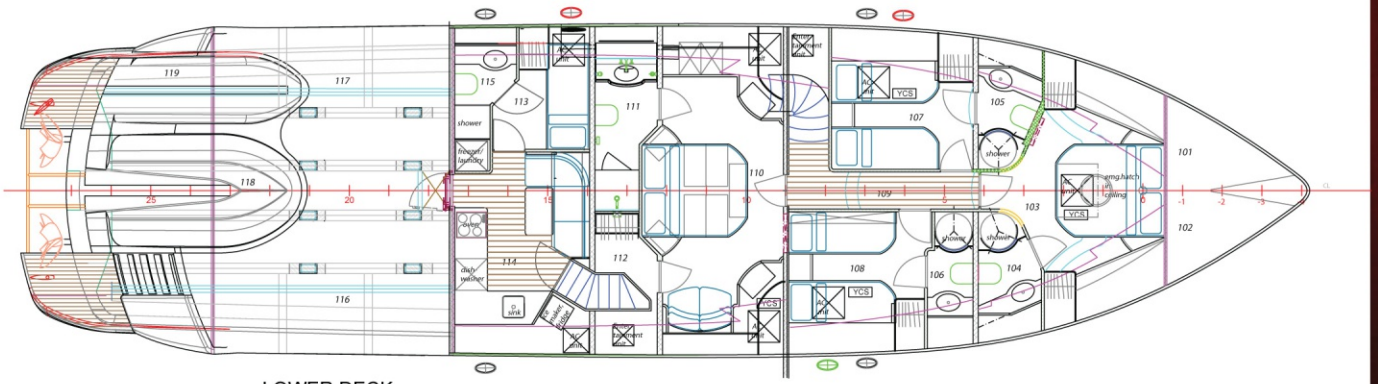

LOWER DECK

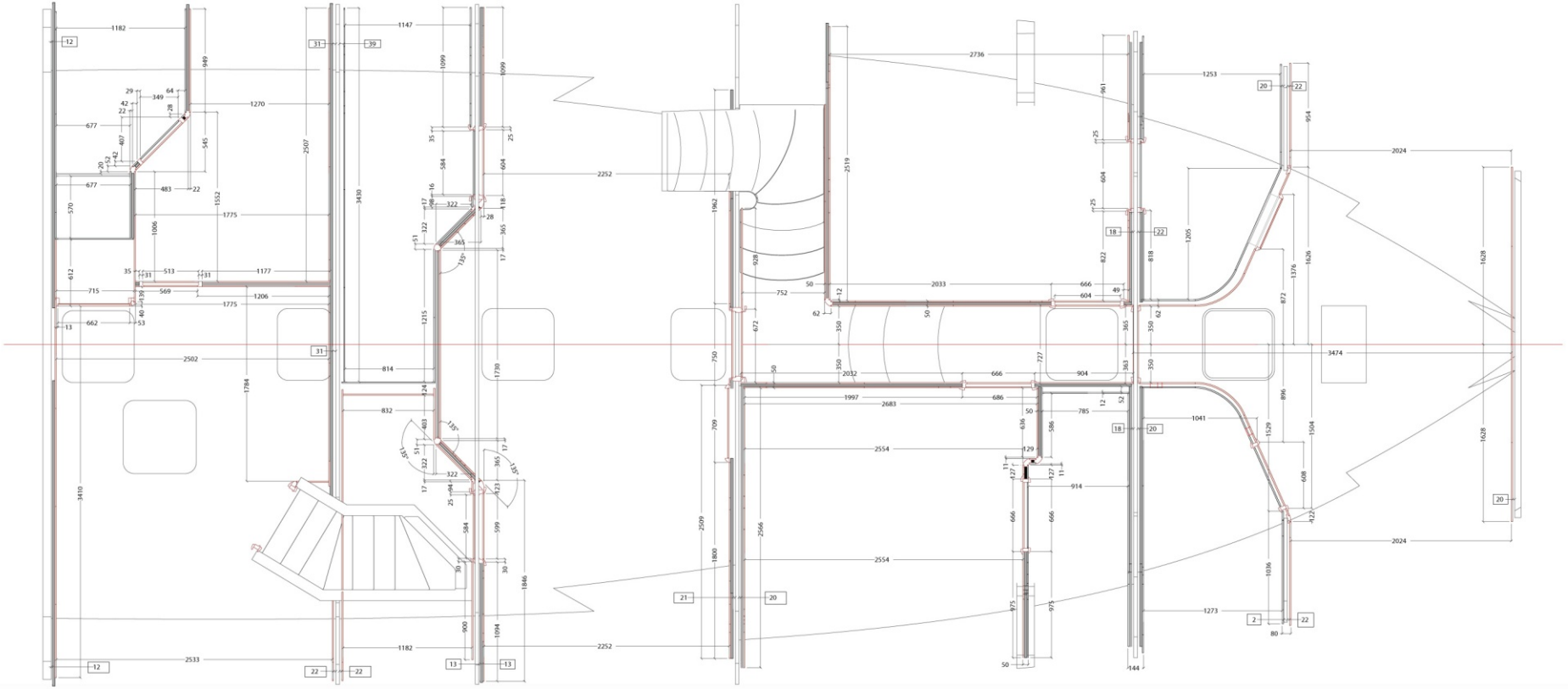

85’02 FLYBRIDGE

SPECIFICATIONS:
Lenght overall: 25,5 m / 85 feet
Beam overall: 6,45 m / 21 feet
Engines: 2 x CAT C32 Acert 1825 Hp V-drive
Maximum speed: 36 Knots
Guest : 10
Accomodation: 1 owner’s/Vip cabin,
3 guest cabins,galley
1 crew cabin, salon,
dining area.

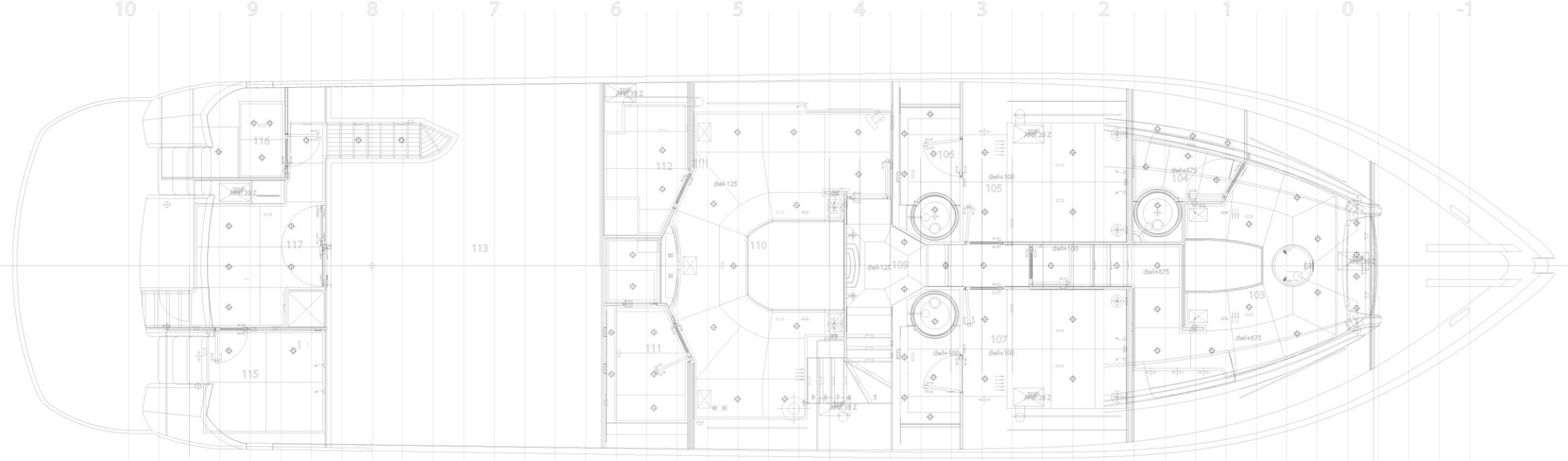
10
9
8
7
6
5
4
3
2
1
0
-1
116
117
115
113
112
111
110
109
108
107
106
105
104
103
dwl-125
dwl+100
dwl+675

CANELI

M/Y WATERLILY 143’ feet - 43.58 meters

SPECIFICATIONS :

Lenght overall : 43.58 m
Beam : 9.00 m
Draught : 3.00 m
Type : semi-displacement
Engines : 2xCaterpillar 3508B
Guests: 12
Crew : 9
Max speed : 14 knots
Cruise speed : 12.5 knots

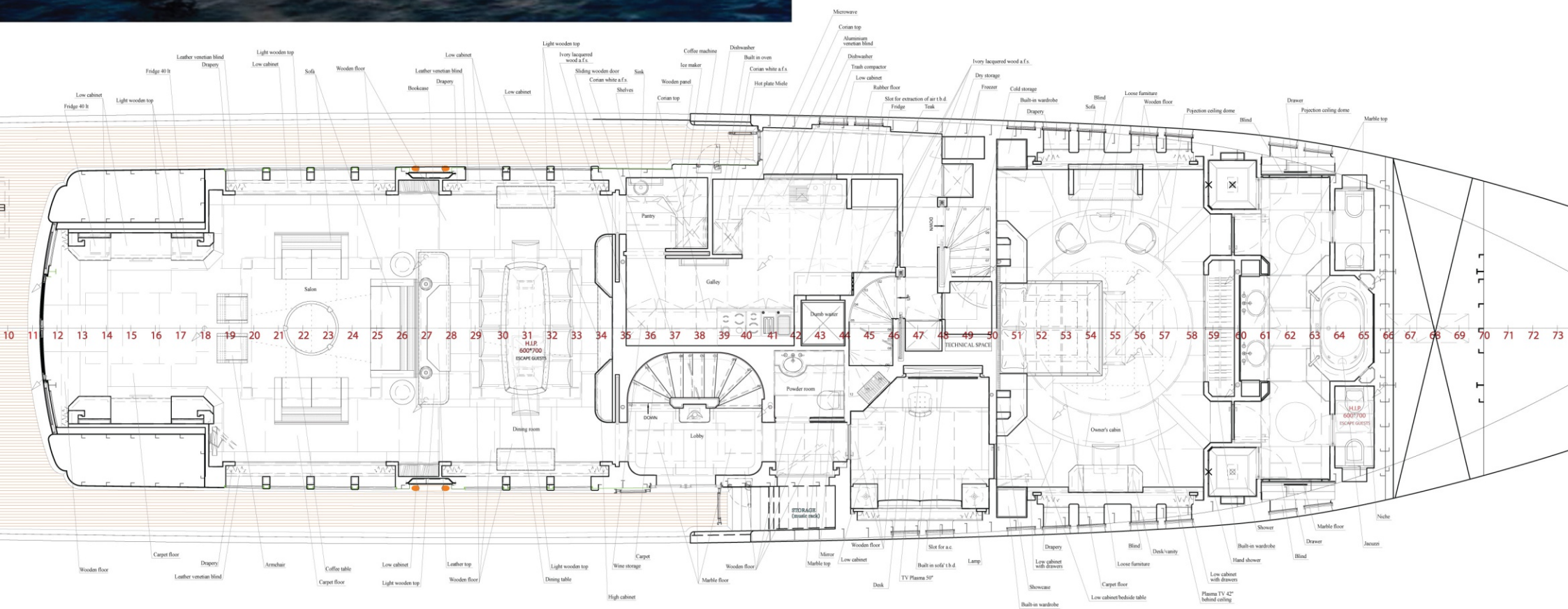

www.oceanmedia.tv

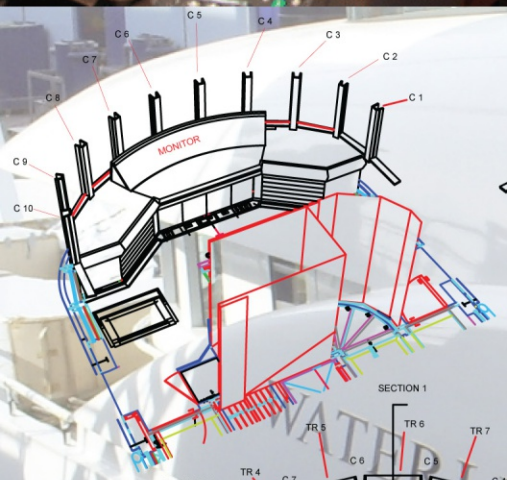
C 1
C 2
C 3
C 4
C 5
C 6
C 7
C 8
C 9
C 10
MONITOR

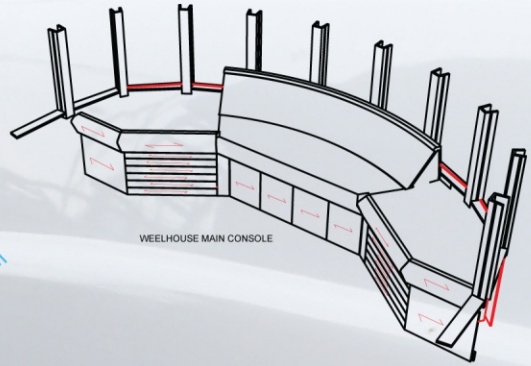
WEELHOUSE MAIN CONSOLE

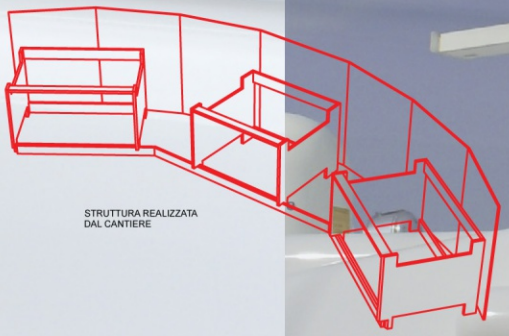
STRUTTURA REALIZZATA
DAL CANTIERE



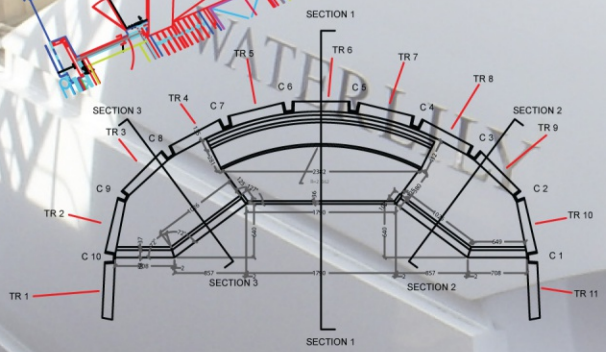
SECTION 1
SECTION 2
SECTION 3
TR 1
TR 2
TR 3
TR 4
TR 5
TR 6
TR 7
TR 8
TR 9
TR 10
TR 11
C 1
C 2
C 3
C 4
C 5
C 6
C 7
C 8
C 9
C 10

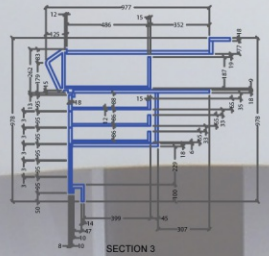
SECTION 3

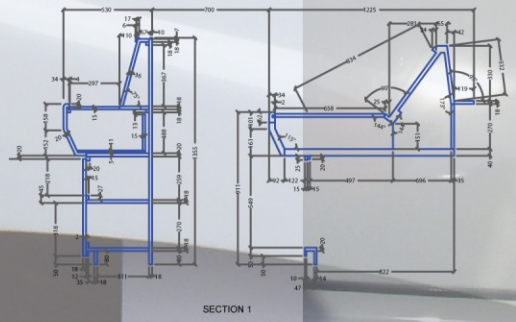
SECTION 1





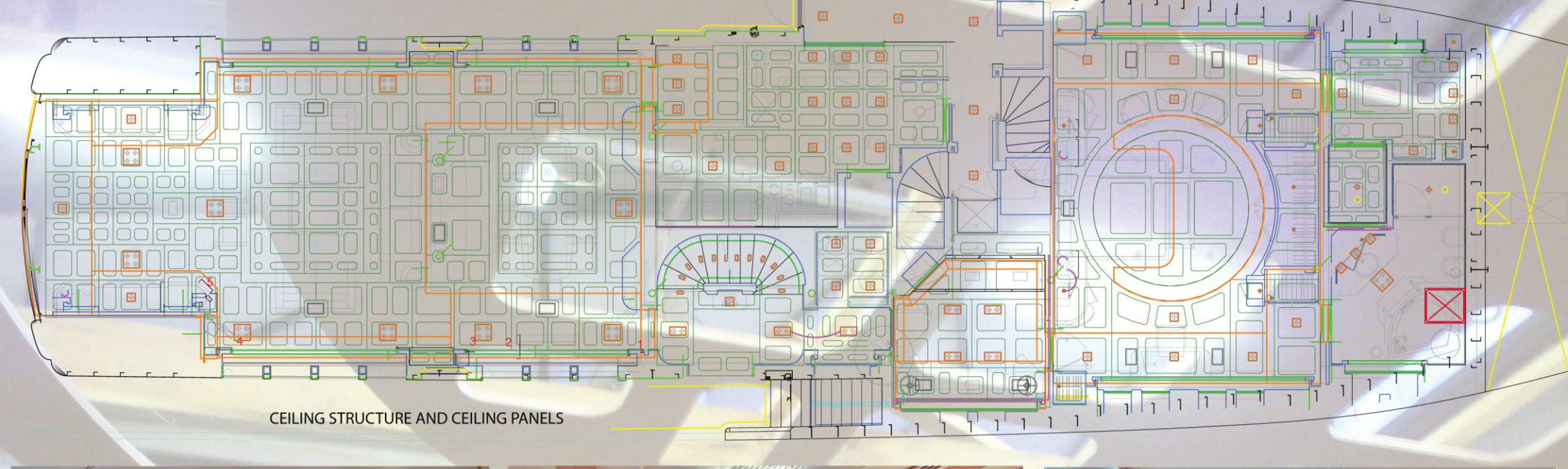

CEILING STRUCTURE AND CEILING PANELS

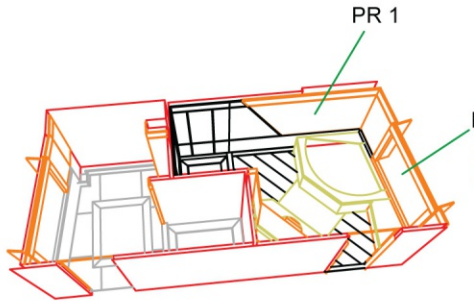

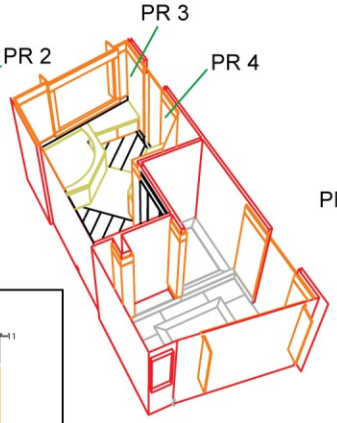

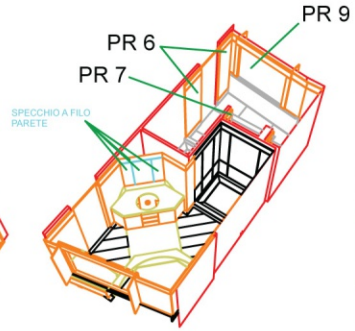

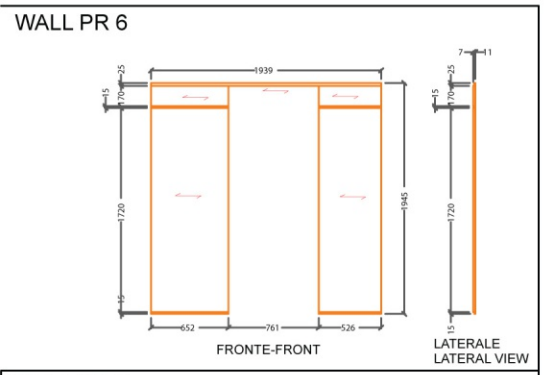

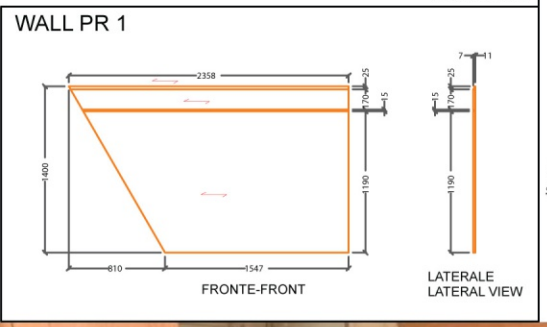

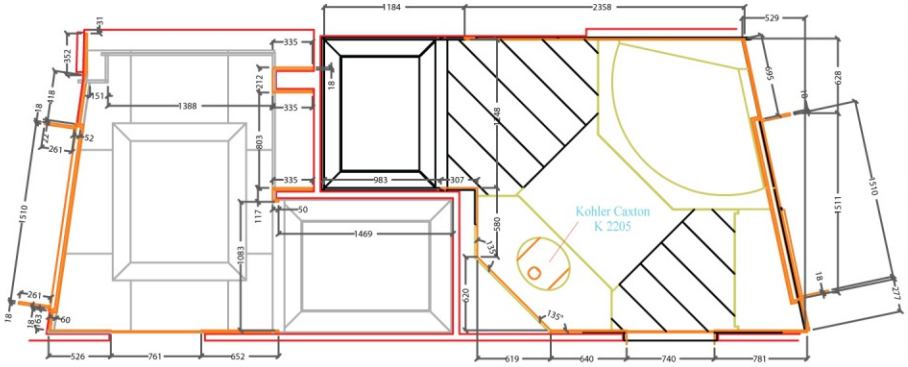

PIANTA - PLAN VIEW -



M/Y CANELI 143’ feet - 43.58 meters

SPECIFICATIONS :

Lenght overall : 43.58 m
Beam : 9.00 m
Draught : 3.00 m
Type : semi-displacement
Engines : 2xCaterpillar 3508B
Guests: 12
Crew : 9
Max speed : 14 knots
Cruise speed : 12.5 knots

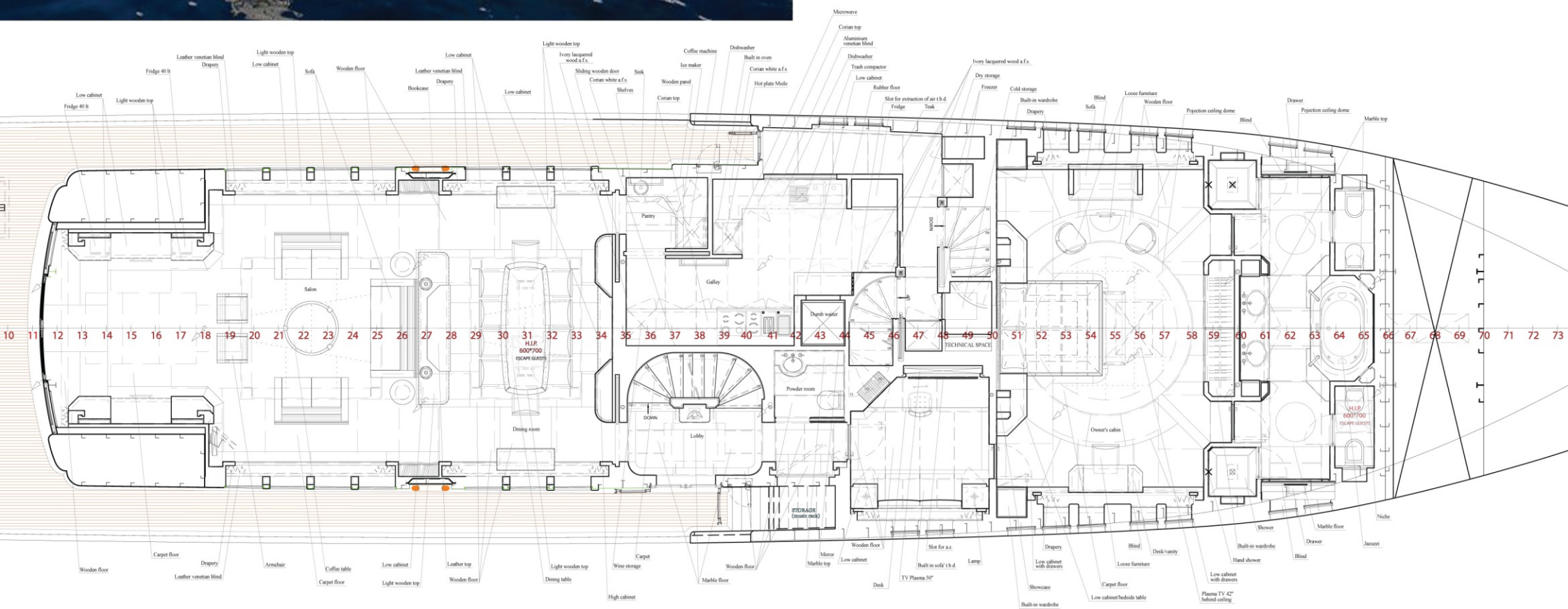

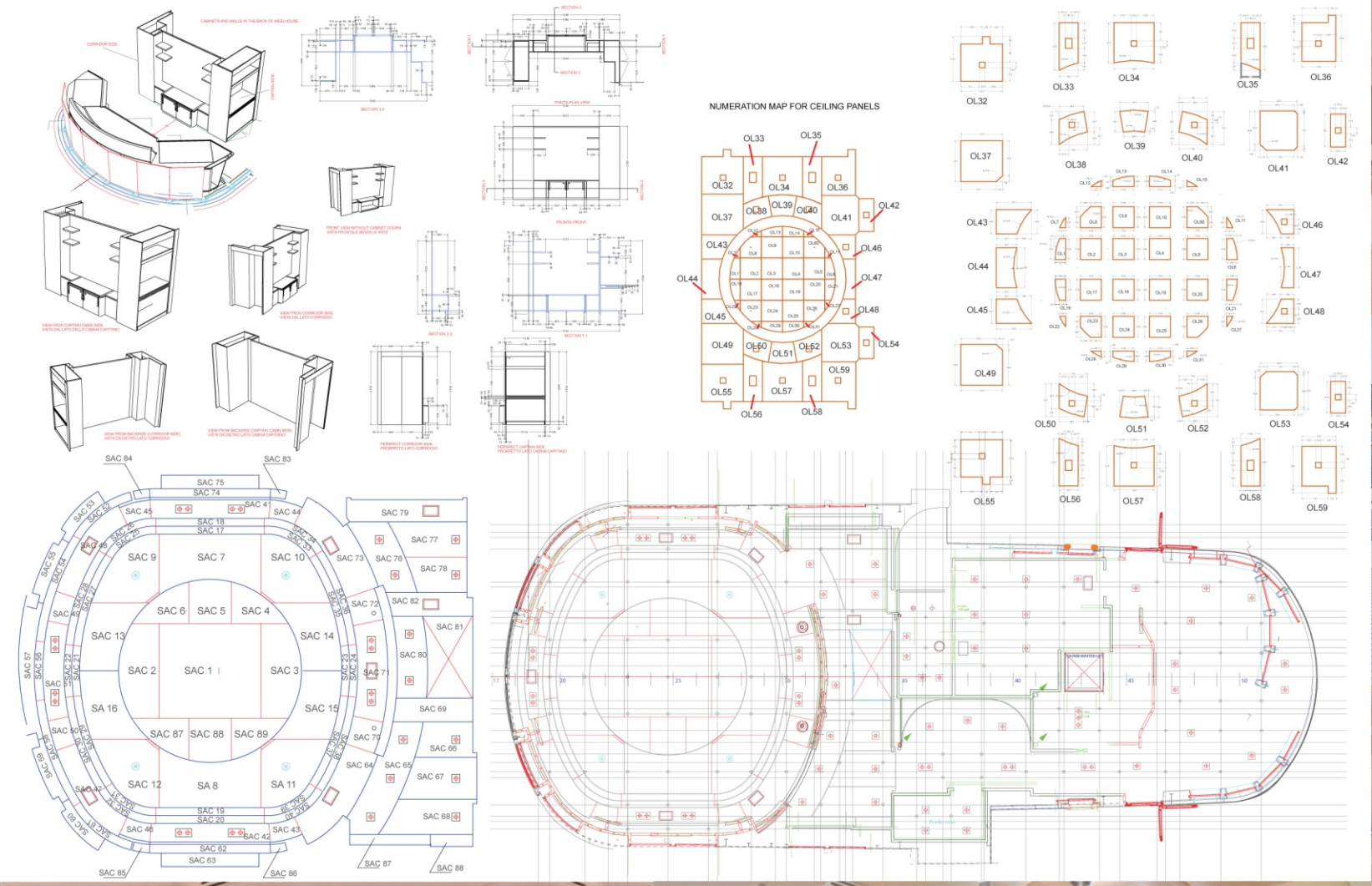
NUMERATION MAP FOR CEILING PANELS
OL32
OL33
OL34
OL35
OL36
OL37
OL38
OL39
OL40
OL41
OL42
OL43
OL44
OL45
OL46
OL47
OL48
OL49
OL50
OL51
OL52
OL53
OL54
OL55
OL56
OL57
OL58
OL59
SAC 84
SAC 83
SAC 75
SAC 74
SAC 18
SAC 17
SAC 1
SAC 2
SAC 3
SAC 4
SAC 5
SAC 6
SAC 7
SAC 8
SAC 9
SAC 10
SAC 11
SAC 12
SAC 13
SAC 14
SAC 15
SAC 16
SAC 19
SAC 20
SAC 62
SAC 63
SAC 85
SAC 86
SAC 87
SAC 88

GUEST CABIN STB (ROOM D)

lower deck waterlily

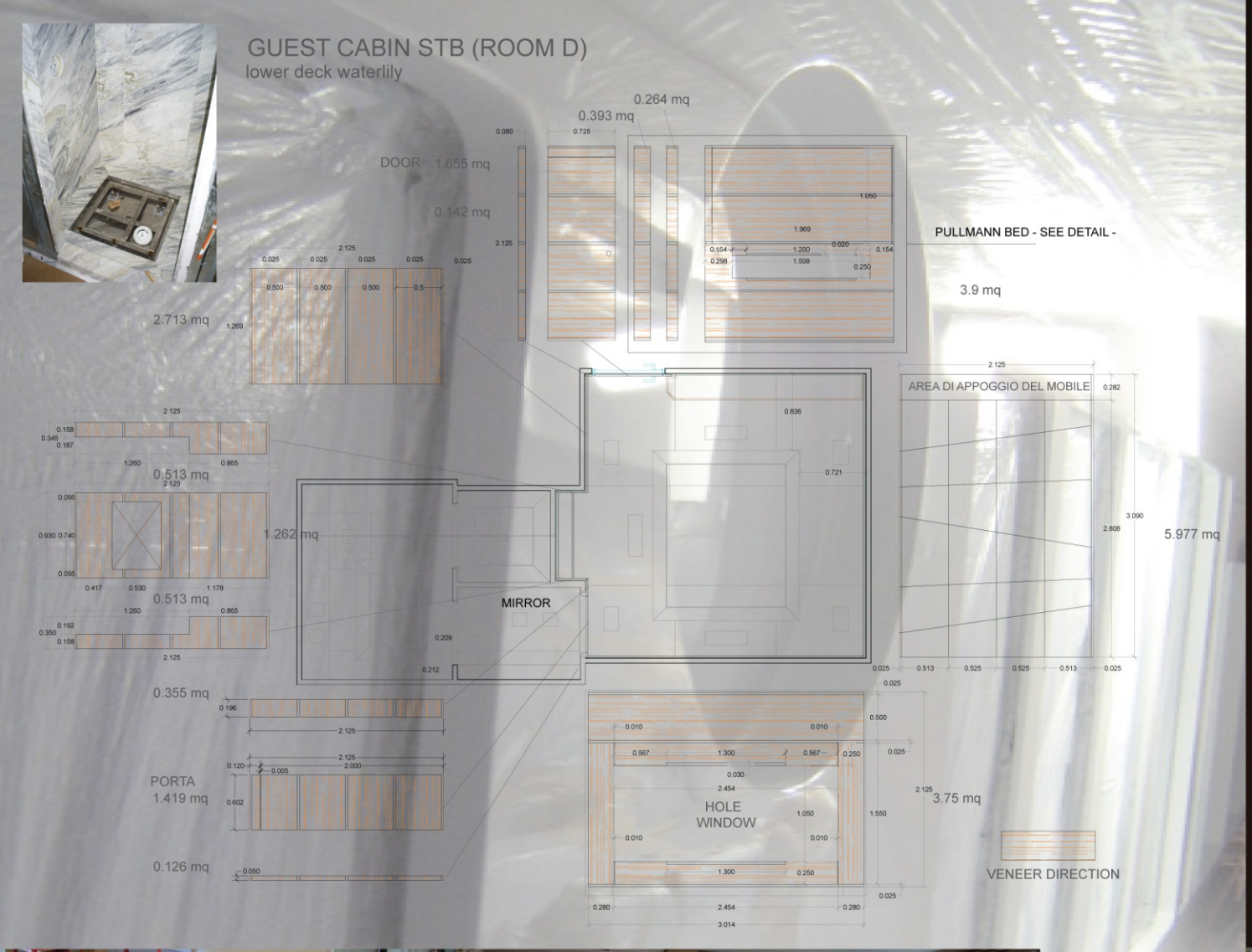

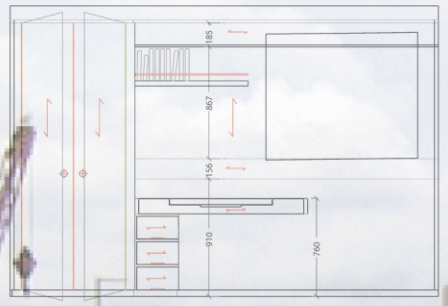

PERSPECT - PROSPETTO -

CWL 1

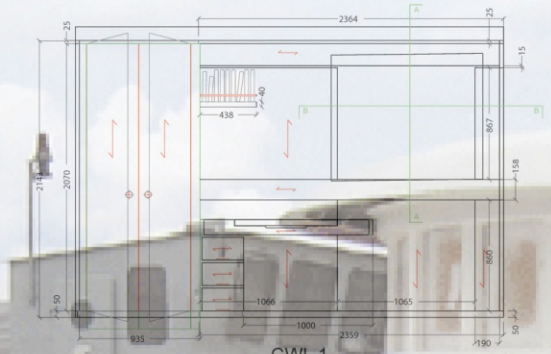

CWL 1-

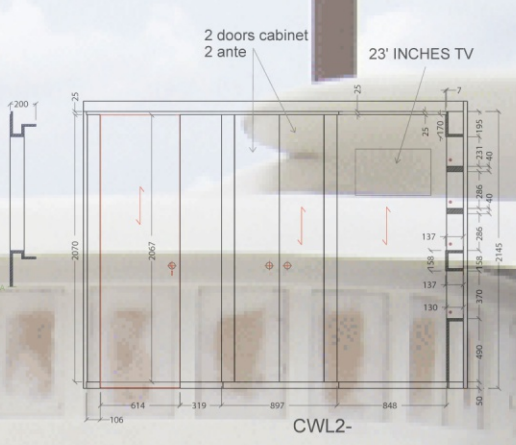

CWL2-

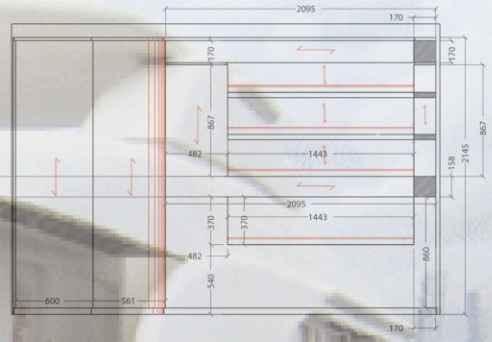

CWL3-

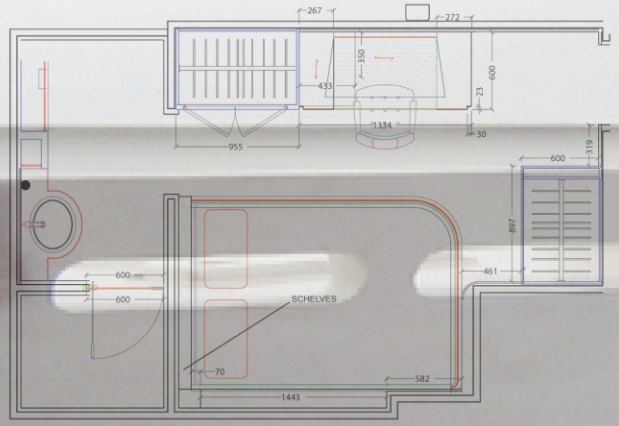

PLAN VIEW - PIANTA -



PERSPECT - PROSPETTO -

CWL2



CWL3

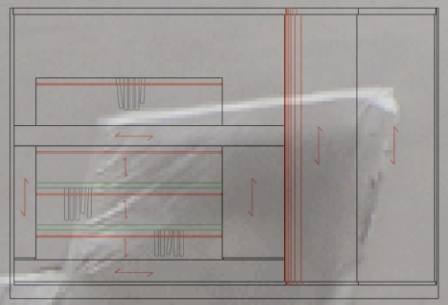

PERSPECT - PROSPETTO -

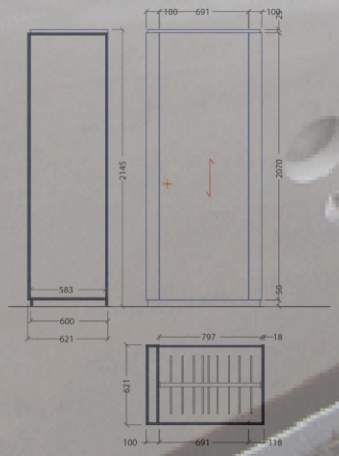

HIGH CABINET - ARMADIO -



HIGH CABINET WITH DRAWERS - ARMADIO CON CASSETTIERA-

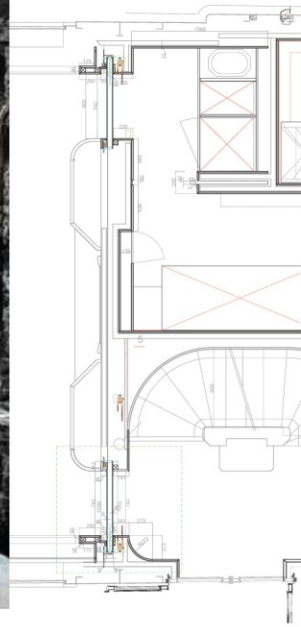

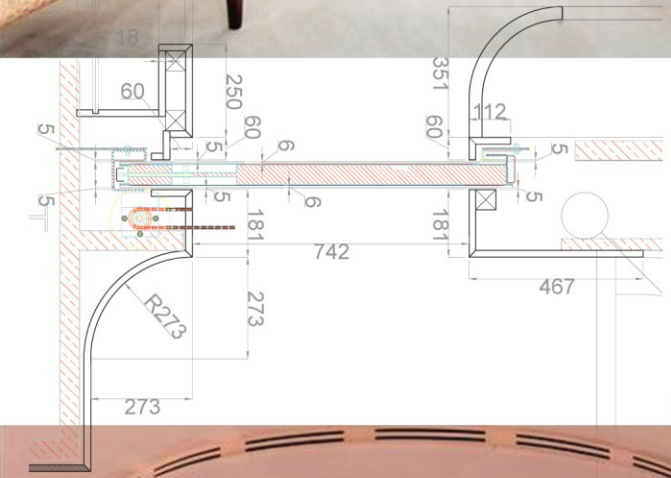
18
60
250
60
351
60
112
5
5
6
5
5
5
6
5
181
181
742
467
R273
273
273

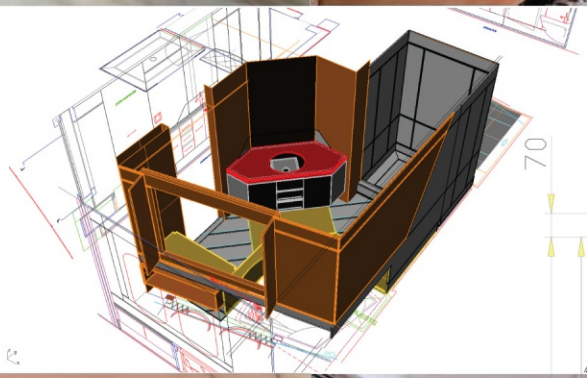


242
184
70
95

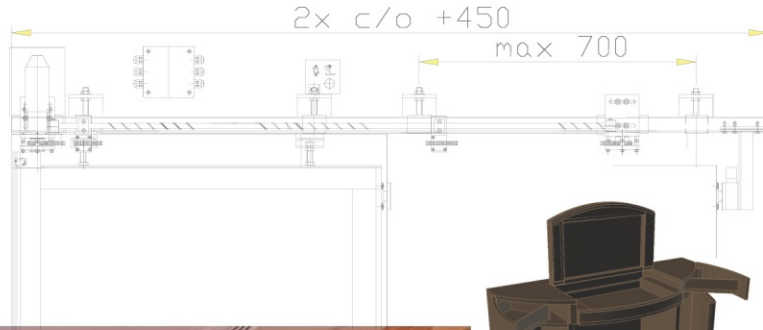
2x c/o +450
max 700





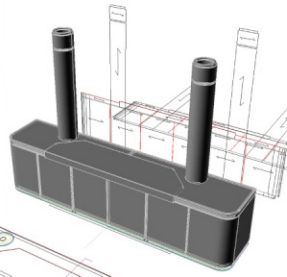

SILVER SPIRIT Cruise Ship
Suites:
- Owner Suites;
- Silver Suites;
- Grand Suites.
SILVER SPIRIT

Deck Plans — *Silver Spirit*

DECK 4 – The Restaurant, Seishin Restaurant, Le Champagne Wine Restaurant by Relais & Châteaux

DECK 5 – Reception, The Bar, Show Lounge, Conference Room

DECK 6 – The Spa at Silversea, Fitness Centre, Beauty Salon

DECK 7 – La Terrazza, Stars Supper Club, The Library, Internet Café, Card Room

DECK 8 – The Humidor, Boutiques, The Casino

DECK 9 – Pool, Whirlpools, Pool Bar, Pool Grill, The Panorama Lounge

DECK 11 – Observation Lounge

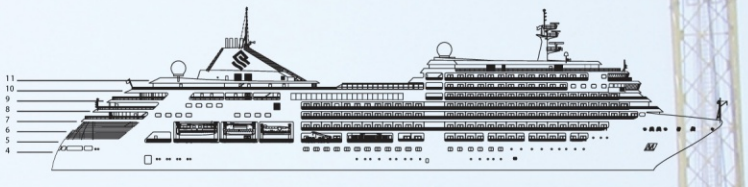

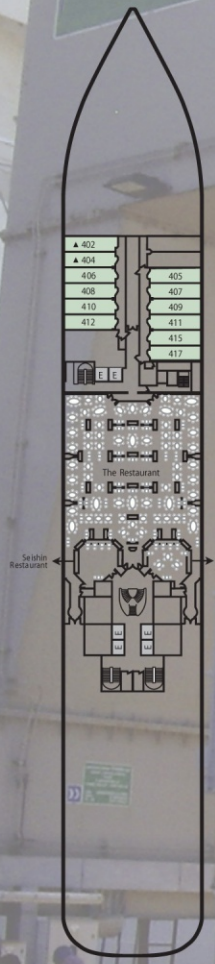

DECK 4

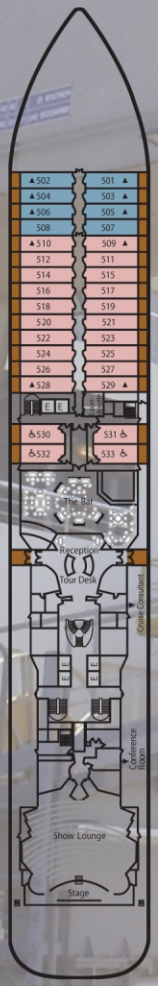

DECK 5

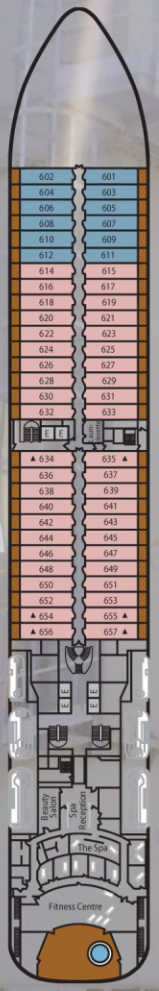

DECK 6

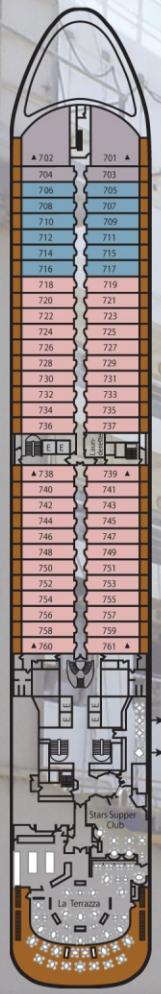

DECK 7

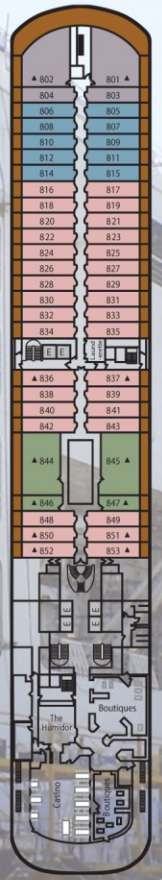

DECK 8

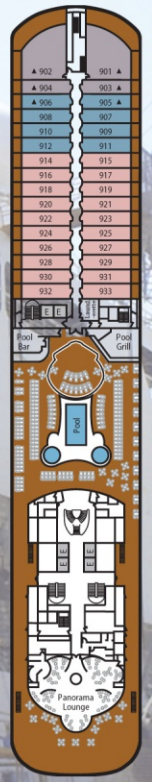

DECK 9

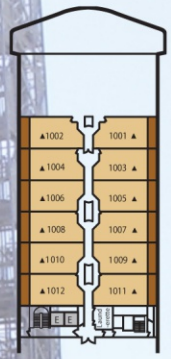

DECK 10

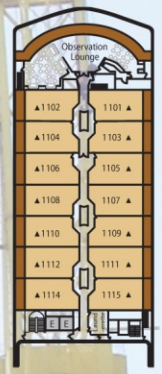

DECK 11

SPECIFICATIONS

OWNER'S SUITE	
GRAND SUITE	
SILVER SUITE	
MIDSHIP VERANDA SUITE	
VERANDA SUITE	
VISTA SUITE	
CREW	376
OFFICERS	Italian
GUESTS	540
TONNAGE	36,000
LENGTH	642 Feet / 198.5 Meters
WIDTH	86 Feet
SPEED	20.3 Knots
PASSENGER DECKS	8
3RD GUEST CAPACITY	▲
CONNECTING SUITES	701/703, 702/704, 801/803, 802/804, 901/903, 902/904, 844/846, 845/847
HANDICAP SUITES	♿ 530, 531, 532, 533
BUILT	2009
REGISTRY	Bahamas

The deck plans and artists renderings shown are for illustration purposes only.

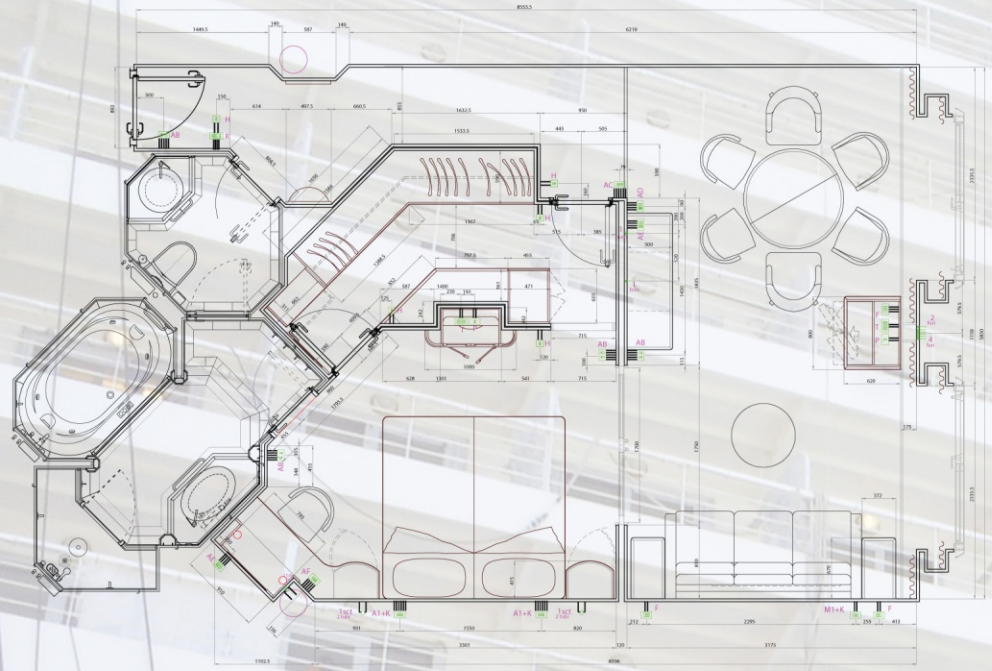

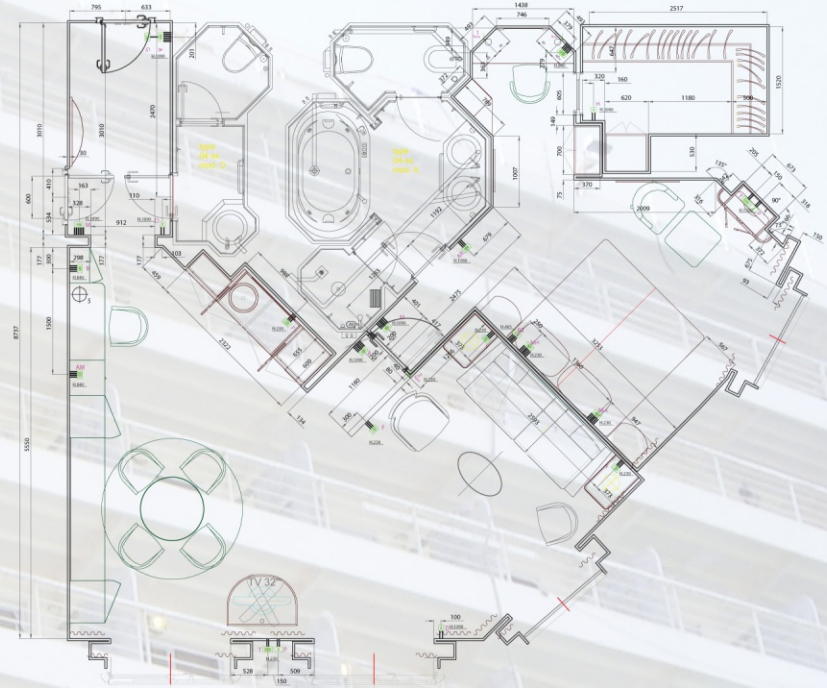

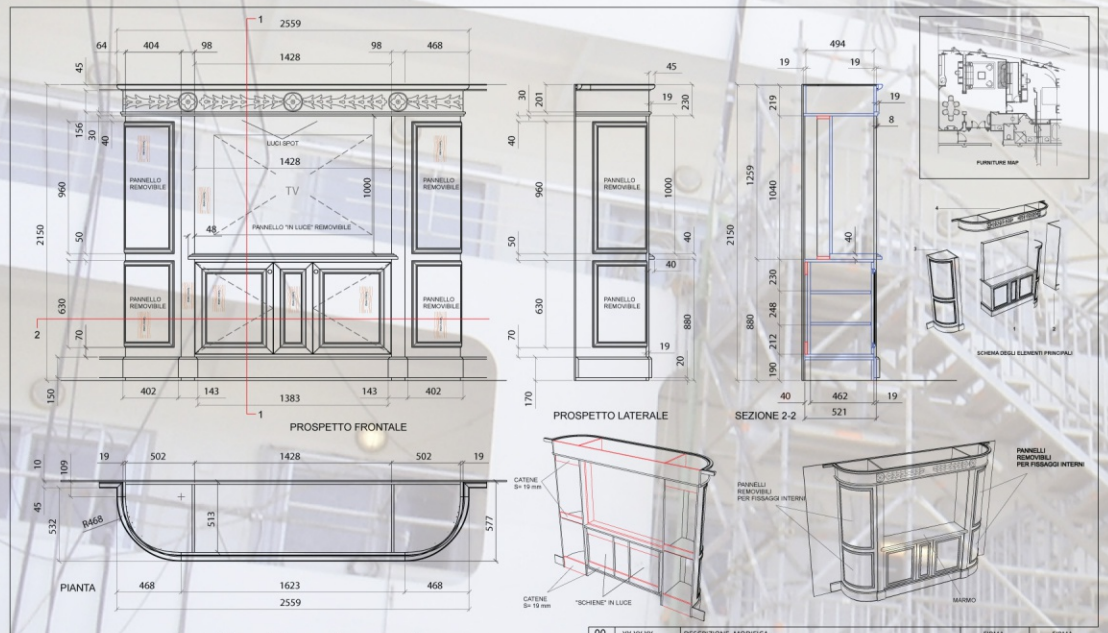

00	XX.XX.XX	DESCRIZIONE_MODIFICA	FIRMA	FIRMA
REV.	DATA/Date	DESCRIZIONE VARIAZIONE	FIRMA/Sign.	VISTO/Viewed

RIFERIMENTO — MODELLO/MODEL: MODELLO — CODICE: CODICE
MATERIALE/MATERIAL: Materiale
DENOMINAZIONE: AFT 6 SUITE MOBILE TV 1C (SOGGIORNO)
FIRMA/Sign. — VISTO/Viewed — SCALA/Scale — DATA/Date
DISEGNO NR./Drawing no: 1 di 1

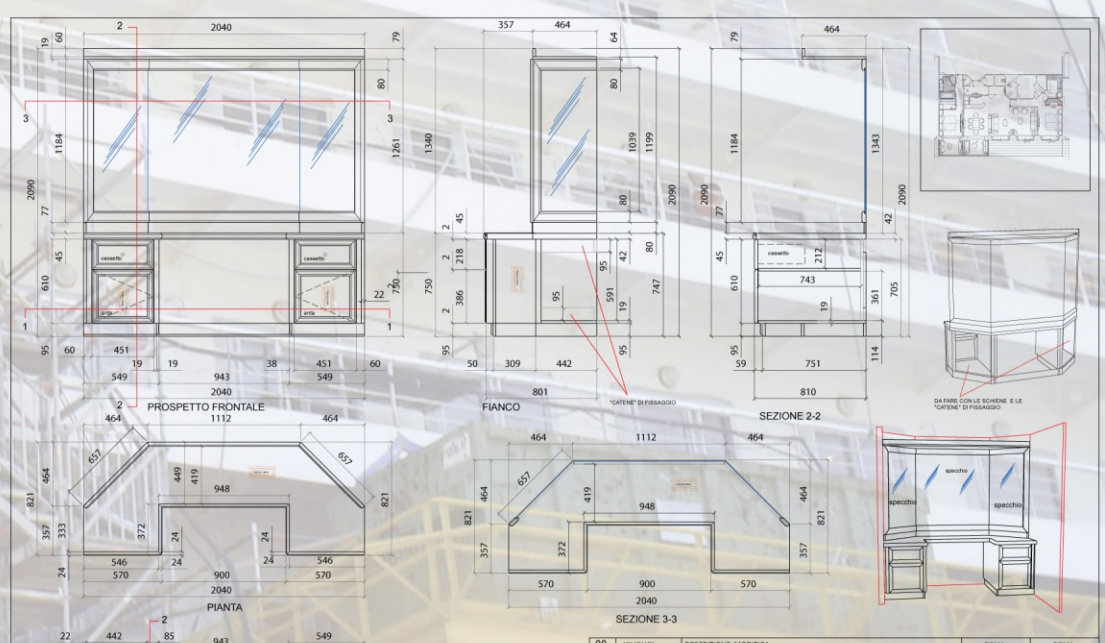

00	XX.XX.XX	DESCRIZIONE_MODIFICA	FIRMA	FIRMA
REV.	DATA/Date	DESCRIZIONE VARIAZIONE	FIRMA/Sign.	VISTO/Viewed

RIFERIMENTO — MODELLO/MODEL: MODELLO — CODICE: CODICE
MATERIALE/MATERIAL: Materiale
DENOMINAZIONE: OWNER SUITE POS. R VANITY
FIRMA/Sign. — VISTO/Viewed — SCALA/Scale — DATA/Date
DISEGNO NR./Drawing no: 1 di 2

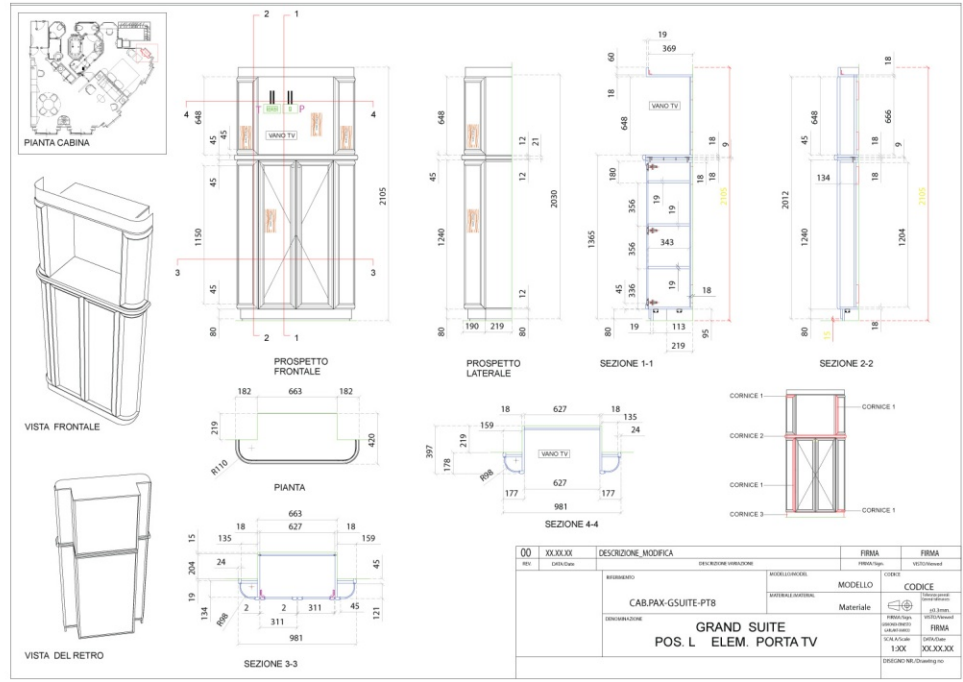
PIANTA CABINA
VISTA FRONTALE
VISTA DEL RETRO
PROSPETTO FRONTALE
PROSPETTO LATERALE
SEZIONE 1-1
SEZIONE 2-2
PIANTA
SEZIONE 3-3
SEZIONE 4-4
VANO TV
CORNICE 1
CORNICE 2
CORNICE 3
00 XX.XX.XX DESCRIZIONE_MODIFICA FIRMA FIRMA
REV. DATA/Date DESCRIZIONE VARIAZIONE FIRMA/Sign. VISTO/Viewed
RIFERIMENTO
CAB.PAX-GSUITE-PT8
MODELLO/MODEL MODELLO
MATERIALE/MATERIAL Materiale
CODICE CODICE
DENOMINAZIONE
GRAND SUITE
POS. L ELEM. PORTA TV
SCALA/Scale 1:XX
DATA/Date XX.XX.XX
DISEGNO NR./Drawing no

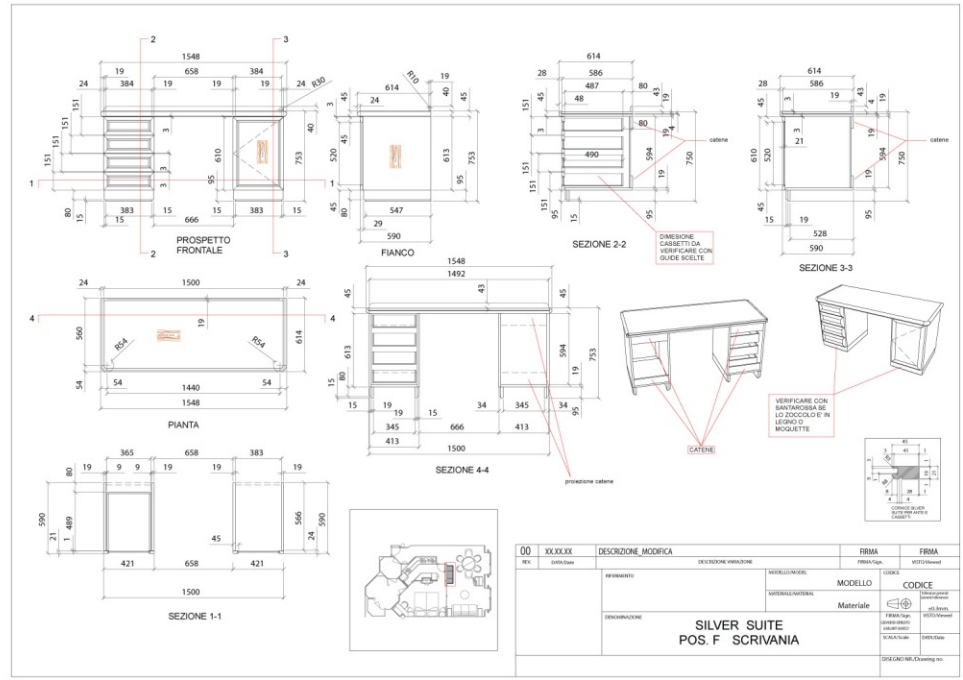
PROSPETTO FRONTALE
FIANCO
SEZIONE 2-2
SEZIONE 3-3
PIANTA
SEZIONE 4-4
SEZIONE 1-1
DIMESIONE CASSETTI DA VERIFICARE CON GUIDE SCELTE
VERIFICARE CON SANTAROSSA SE LO ZOCCOLO E' IN LEGNO O MOQUETTE
CATENE
proiezione catene
00 XX.XX.XX DESCRIZIONE_MODIFICA FIRMA FIRMA
REV. DATA/Date DESCRIZIONE VARIAZIONE FIRMA/Sign. VISTO/Viewed
RIFERIMENTO
MODELLO/MODEL MODELLO
MATERIALE/MATERIAL Materiale
CODICE CODICE
DENOMINAZIONE
SILVER SUITE
POS. F SCRIVANIA
SCALA/Scale DATA/Date
DISEGNO NR./Drawing no

Loading...

QUEEN ELIZABETH II Cruise ship

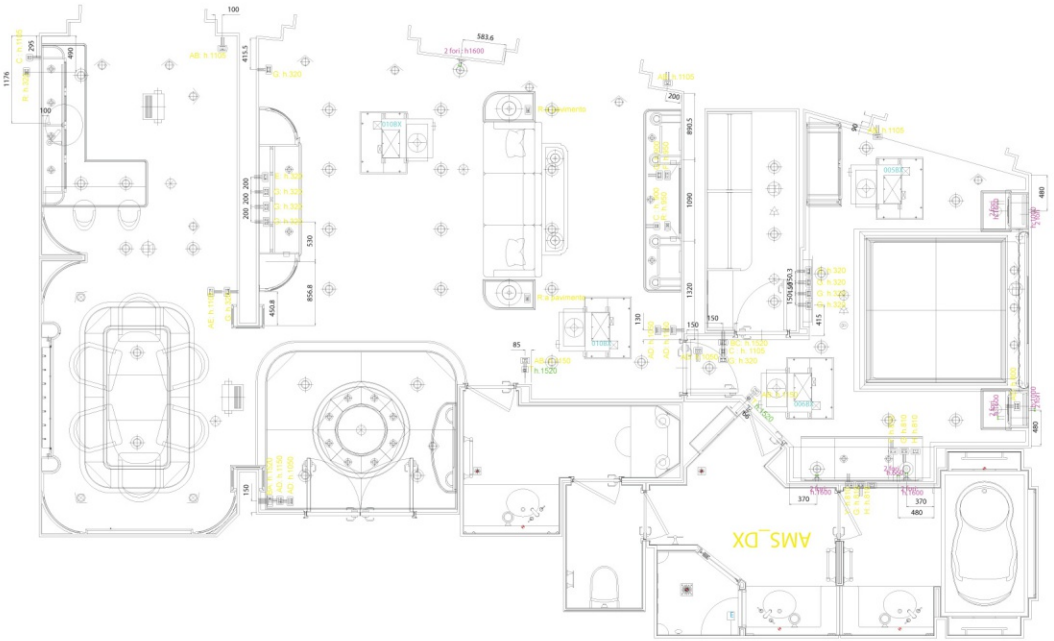
AMS_DX

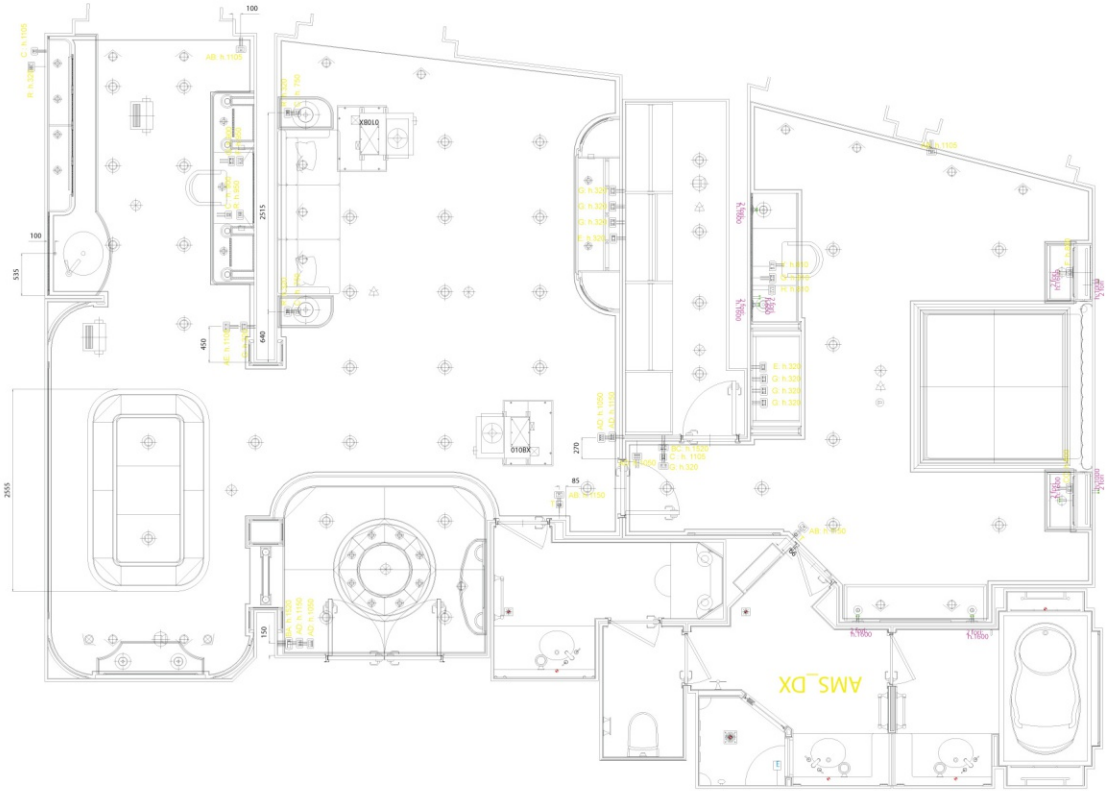
AMS_DX

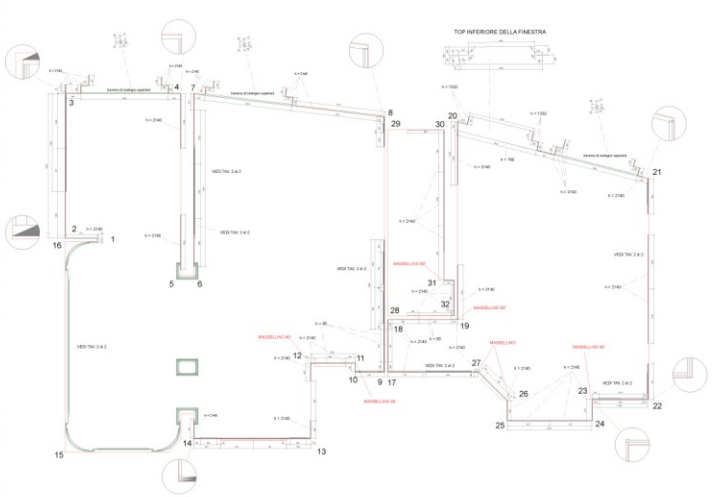
TOP INFERIORE DELLA FINESTRA

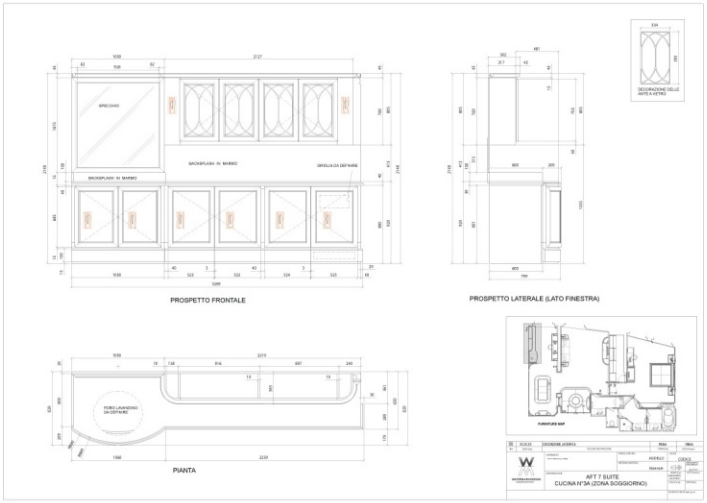
PROSPETTO FRONTALE
PROSPETTO LATERALE (LATO FINESTRA)
PIANTA
AFT 7 SUITE
CUCINA N°3A (ZONA SOGGIORNO)

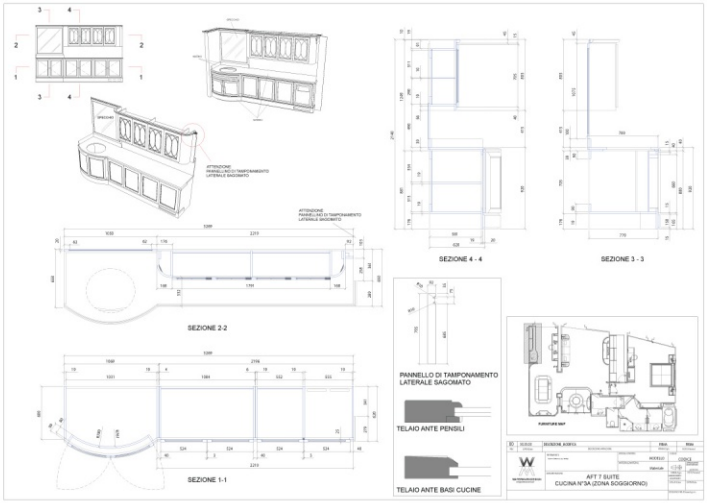
SEZIONE 4 - 4
SEZIONE 3 - 3
SEZIONE 2-2
SEZIONE 1-1
PANNELLO DI TAMPONAMENTO LATERALE SAGOMATO
TELAIO ANTE PENSILI
TELAIO ANTE BASI CUCINE
AFT 7 SUITE
CUCINA N°3A (ZONA SOGGIORNO)

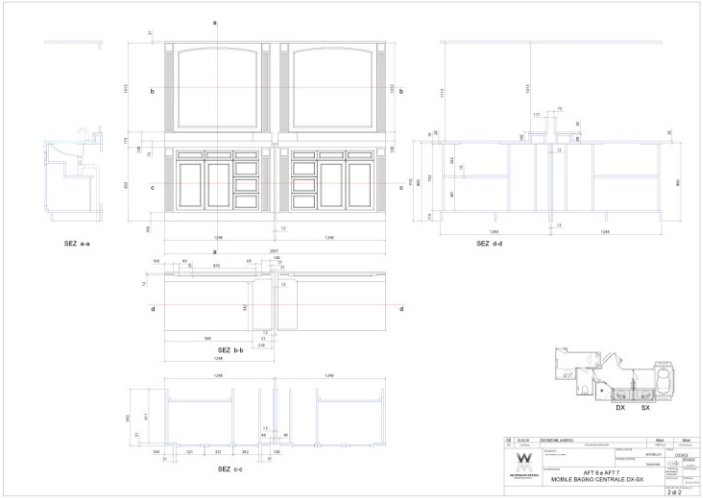
SEZ a-a
SEZ d-d
SEZ b-b
SEZ c-c
DX
SX
AFT 6 e AFT 7
MOBILE BAGNO CENTRALE DX-SX

WATERMARKDESIGN

Watermarkdesign | Venice | Italy
fax: +39 0421 9031195
email: info@watermarkdesign.it